

Production of Activated Carbon from Raw Date Palm Fronds by ZnCl₂ Activation

Ashfaq Ahmad, Hassan Mohammed Al-Swaidan* and Ahmad Hamed Alghamdi
*Chemistry Department, College of Science, King Saud University, P.O. Box, 2455,
Riyadh-11451, Kingdom of Saudi Arabia.*
hswaidan@ksu.edu.sa*

(Received on 27th January 2015, accepted in revised form 23rd July 2015)

Summary: Annually a large volume of date palm frond waste is produced in Saudi Arabia as a result of the pruning of date palm trees. In this research activated carbon (AC) was prepared from date frond through a single step chemical activation method by ZnCl₂. The influence of ZnCl₂ concentrations (in the range of 0, 20, 40, 60 and 80%) on the surface areas, pore volumes and carbon yield of ACs prepared from raw date frond (RDF) was studied with various analytical techniques. The RDF and ACs were characterized by Thermogravimetric Analysis (TGA), nitrogen adsorption Brunauer-Emmett-Teller (BET) for surface areas and pore volumes, Scanning Electron Microscopy (SEM) and Energy Dispersive X-ray (EDX) for surface morphology and elemental composition respectively. In the present study we have obtained the highest BET surface area 1581.67 m²g⁻¹ and total pore volume 0.629 cm³g⁻¹ at 60 % ZnCl₂ concentration. The % yield of ACs increased with increase in ZnCl₂ concentration and reached to 39% at 60 % ZnCl₂ concentration. The surface area obtained in the present study is highest amongst the results report in literature.

Keywords: Activated carbon, Date Palm Fronds, Zinc Chloride Activation, Surface area.

Introduction

Agricultural wastes are important starting material for the production of ACs. Agro waste produced AC have large surface area and high content of carbon materials. ACs is porous, solid and black carbonaceous materials [1, 2]. ACs is excellent adsorbents because they have high porosity, extremely high surface area, surface reactivity, large adsorption capacity and ease of regeneration [3-5]. ACs are widely used in various fields such as environmental (for gas and air treatment, and wastewater purification), medical (in pharmaceutical), food (for the decolorization and purification of vegetable oil and fats) and chemical (for the recovery of solvents and as catalyst support) industries [6, 7]. ACs are available in three different forms e.g. powder, granular and fibrous. The most frequently used precursor materials for the synthesis of ACs are coals, polymers, agro biomass (RDF (lignocellulosic)) and some petroleum based products [8]. The properties of ACs are largely dependent on the methods of activation and type of the precursor materials. Lignocellulosic biomass wastes are very important as these are abundant in nature and cheaply available precursor materials for ACs. Many researchers have reported the production of ACs from various sources of lignocellulosic waste materials including coconut shell and husk, [9,10] palm oil shells, [11] cotton stalks [12] durian shell [13] rice husk, [14] jackfruit peel [15], pomegranate seeds [16] sugar cane bagasse [17], hazelnut shell [18], almond shell [19], Woods [20], Olive stone [21], date stone [22], Walnut shell [23] etc.

Physical and chemical activation methods are used for preparation of ACs. In physical method, the carbonization of the carbonaceous materials is carried out at high temperature range of 700-1100 °C in inert atmosphere followed by activation with oxidizing gases (activating agents) such as oxygen, steam and CO₂. However, in chemical activation the carbonization of the precursor materials is carried out at comparatively low temperature (400-700 °C) in the presence of a chemical activating agent.

The carbonization and activation during chemical activation method occurs at the same time. The advantages of chemical activation method over physical activation are: (i) it is a single step process, (ii) it is carried out at lower temperature and usually have a better effect on pores development, and (iii) high carbon yields and low energy cost [24-30].

Many researchers have used chemical activation method for the production of ACs. In chemical activation the biomasses are impregnated in various chemical activating agents such as phosphoric acid (H₃PO₄) [31], zinc Chloride (ZnCl₂) [32], potassium hydroxide (KOH) [33], sulfuric acid (H₂SO₄) [34], hydrochloric acid (HCl) [35], nitric acid (HNO₃) [36], pyrophosphoric acid (H₄P₂O₇) [37], sodium hydroxide (NaOH) [38], sodium chloride (NaCl) [39], potassium carbonate (K₂CO₃) [40], ammonium chloride (NH₄Cl) [41], sodium carbonate (Na₂CO₃) [42], ferric chloride (FeCl₃) [43], hydrogen peroxide (H₂O₂) [44] etc.

*To whom all correspondence should be addressed.

The plenty cultivating plant and cash crop in Saudi Arabia are the date palm. According to the recent Figures, over 20 million date palm trees are in Saudi Arabia. During the pruning process around fifteen branches of frond from each date palm tree are pruned (trim) annually by the cultivator. The weight of each branch of frond is approximately 1 Kilogram. These estimates show that around 300,000 tons of RDFs are produced annually in Saudi Arabia [45, 46].

KOH was used as an activating agent for preparation of ACs from RDF in our previous research article [6]. In continuation to our previous study, in the current research work the synthesis of ACs from RDF were carried out by $ZnCl_2$ activation. The influences of various concentration of $ZnCl_2$ on the surface areas, pore volumes, % yields, morphological and elemental composition of the ACs were investigated.

Experimental

Materials

RDFs were collected from date plants garden in Riyadh (KSA). RDFs were cut it into pieces of 1 to 3 cm. The pieces were thoroughly washed first with tap water and then with distilled water to remove the dust, fibers and impurities, etc. The washed RDFs were dried, at 105°C for 5 h in oven (Gallenkamp size one BS oven), to remove the moistures content. The dried RDFs were crushed into powder and sieved by 0.160 mm mesh (Retsch 4188 type prufsieb/Sieve). Analytical grad chemical such as $ZnCl_2$ 97% (BDH England) and hydrochloric acid 37 % (Riedel-de Haen USA) were used for activation and washing respectively in this research. Double distilled water was used in the solution preparation and distilled water was used for washing.

Preparation of Activated Carbon

ACs were prepared by first impregnating RDFs in $ZnCl_2$ solution followed by carbonization at 400°C for 3 h. Various concentrations such as 20, 40, 60 and 80% of $ZnCl_2$ solutions were prepared by dissolving $ZnCl_2$ in distilled water [47]. The powder RDFs (11g) were separately soaked in 40 mL $ZnCl_2$ solutions at room temperature and allowed for 24 h. The samples were filtered to remove the excess $ZnCl_2$ solution and dried in air circulated oven for 6 h at 120°C. The dried samples were carbonized at 400°C for 3 h in muffle furnace (XY-1200 XinYu). The Prepared ACs were cooled at room temperature and then washed with 0.5 mol.L⁻¹ HCl solution to remove the excess chloride ions. All the samples were washed several times with hot water and distilled

water to eliminate the remaining chemicals. This filtration and washing were continued until the effluent became neutral. The pH was determined by Thermo Scientific (Orion 2 Star) pH meter. The washed ACs samples were dried at 110°C in an oven. The charcoal prepared from RDF at 400°C carbonization temperature for 3 h with 20°C min⁻¹ ramp rate without chemical activation was indicated as RDF 400-3-20. The ACs prepared from RDF at 400°C carbonization temperature for 3 h with 20°C min⁻¹ heating ramp rate and various concentration of $ZnCl_2$ such as 20%, 40%, 60% and 80% were designated as AC20 400-3-20, AC40 400-3-20, AC60 400-3-20 and AC80 400-3-20 respectively.

Analysis and Characterization

The surface areas and pore volumes properties of ACs and RDF samples were determined through the adsorption of nitrogen (N_2) gas (at 77K) using Micromeritics (Gemini VII, 2390 Surface Area and Porosity analyzer). The samples were degassed under nitrogen flow for 1 h at 150°C to eliminate moisture and gasses before analysis. TGA (TA/TGA Q50) was used for thermal behavior of RDF with heating rate 20°C min⁻¹ under N_2 atmosphere until 1000°C. The surface morphology and elemental composition of RDF and ACs at different $ZnCl_2$ solutions were analyzed by scanning electron microscope (SEM) and Energy Dispersive X-ray (EDX) by using JEOL (JSM-6380 LA).

Result and Discussion

Thermogravimetric (TGA) analysis

TGA was used to measure the amount of weight loss of the RDF with respect to temperature. Fig. 1 shows the TGA plot of RDF in N_2 atmosphere. The first stage of weight loss start from 50 to 189.67 °C temperature range, which correspond to the loss of water and some light volatile compounds. The % weight loss at this temperature range is about 4.38%. The temperature range of the second stage start from 210-347°C and about 54.40% weight loss occurred. The decomposition of lignocellulosic structure usually starts above 200°C [48]. The high weight loss occurred in this step was attributed to the swift transformation of hemicelluloses and cellulose to gases and tars. On the contrary lignin conversion to gases and tar was slow. Further, the formation of carbon also begins in this step [49, 50]. The weight loss in the 3rd step gradually decreased. Most of the lignin decomposes above 350°C and up to 1000°C in this step. Thermogravimetric analysis TGA reveals that carbonization RDF occurs at~ 400°C.

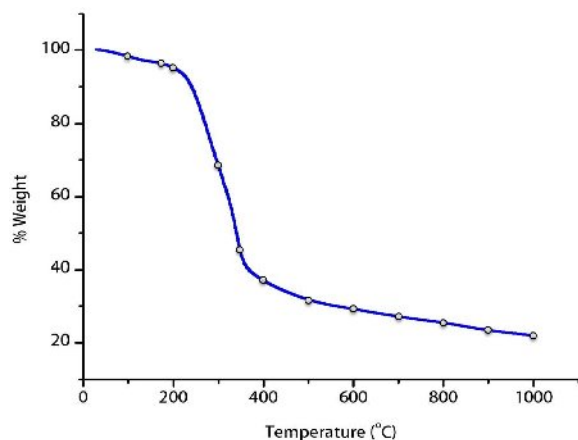


Fig. 1: Typical TGA diagram of Date Fronds in a nitrogen atmosphere.

BET Surface Areas, Pore Volumes

The BET, micro and mesopore surface area, total pore volume (V_{total}) and micropore Volume (V_{micro}) of ACs prepared at different $ZnCl_2$ concentrations and RDF measured by N_2 adsorption are given in Table-1. RDF showed low surface area $4.5 \text{ m}^2\text{g}^{-1}$, which revealed that RDF has a highly compact structure with almost no porosity. The BET, mesopore surface area and mesopore volume of ACs increased with increase in the $ZnCl_2$ concentration until 60%. Further increase in the $ZnCl_2$ concentration to 80%, the mesopore volume (calculated using equation 1) [16] and the BET surface area of ACs are decreased. This shows that until 60% a well porous structure is formed which is, however, destroyed when the concentration was increased to 80%. The maximum BET, mesopore surface area and mesopore volume obtained for AC at 60% $ZnCl_2$ are $1581 \text{ m}^2\text{g}^{-1}$, $1507 \text{ m}^2\text{g}^{-1}$ and $0.610 \text{ cm}^3\text{g}^{-1}$, respectively.

$$V_{meso} = V_{total} - V_{micro} \quad (1)$$

where V_{meso} is the mesopore volume, V_{total} is the total pore volume and V_{micro} is the micropore volume.

The BET surface area and total pore volume of the present work were compared with ACs prepared from different raw materials and activated by physical and chemical methods in Table-2. It could be observed that the AC produced in this research work indicated a high BET surface area of $1581 \text{ m}^2\text{g}^{-1}$ as compare to the values reported in literature. Based on the above results, $ZnCl_2$ is a promising activating agent for AC preparation from RDF.

Yield of Activated carbon

Fig. 2 shows the % yields of ACs prepared with $ZnCl_2$ concentrations of 20%, 40%, 60% and 80%. The % yield of ACs is calculated using equation 2. Similar to the BET, mesoporous surface area and mesopore volume, the % yield of the ACs increased with increase in the concentration of $ZnCl_2$ until 60%, however, further increase in the $ZnCl_2$ concentration results in the decrease of the % yield. This decrease in the % yield is attributed the increase in dehydration, degradation and condensation reaction in lignocellulosic precursor with increase in $ZnCl_2$ concentration. These reactions result in increased evolution of gaseous products from the hydroaromatic structure of carbonized char.

$$\text{Yield (\%)} = W_{AC} / W_R * 100 \quad (2)$$

where W_{AC} is the dry weight (g) of final AC and W_R is the dry weight (g) of RDF.

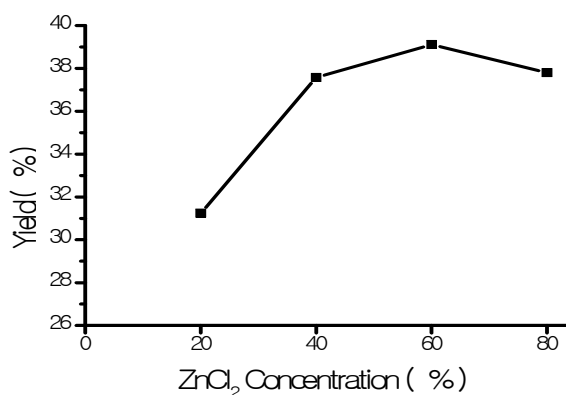


Fig. 2: Effect of $ZnCl_2$ Concentration on yield of ACs.

SEM Analysis

Fig. 3 shows the SEM micrographs of RDF (a) and AC60 (b) at optimum concentration of $ZnCl_2$ (i.e. 60%). Significant changes among the surface morphologies of RDF and AC60 can be observed. The micrograph in Fig.3a shows a wavy or curvy surface for RDF. This curvy surface was attributed to the presence of cellulose, hemicellulose and lignin. Further no pores and cracks were observed on the surface of RDF. The surface morphology of RDF is found similar to that of common lignocellulosic materials. On the contrary, AC60 exhibited several large pores and cracks on the surface. The development of these pores is attributed to release of volatile organic and inorganic compounds (Fig. 3 b). The high BET surface area of the AC prepared with 60% $ZnCl_2$ is attributed to the presence of these pores and cracks.

Table-1: BET, Surface Areas, Pore Volumes of RDF and ZnCl₂ ACs.

Label	BET Surface Area(m ² g ⁻¹)	Micropore Surface Area(m ² g ⁻¹)	Mesopore (External) Surface Area(m ² g ⁻¹)	Total Pore Vol. (cm ³ g ⁻¹)	Micropore Vol. (cm ³ g ⁻¹)	Mesopore Vol. (cm ³ g ⁻¹)
RDF	4.6	1.93	2.67	0.003	0.001	0.002
400-3-20						
AC20 ^a	572	267	304	0.237	0.114	0.123
400 ^b -3 ^c -20 ^d						
AC40	1494	85	1409	0.595	0.025	0.570
400-3-20						
AC60	1581	74	1507	0.629	0.019	0.610
400-3-20						
AC80	753	235	518	0.309	0.099	0.210
400-3-20						

Note: RDF-Raw Date Frond, AC- activated carbon, a-ZnCl₂ concentration, b- activation temperature (°C), c- activation time (h), d-ramp rate (°C/min)




Fig. 3: SEM of (a) RDF (b) AC60.

Table-2: Comparative data of the various adsorbent activated by physical and chemical methods

Activation Method	Raw Materials	Activating Agent	BET Surface Area (m ² g ⁻¹)	Total Pore Vol. (cm ³ g ⁻¹)	Micropore Vol. (cm ³ g ⁻¹)	Mesopore Vol. (cm ³ g ⁻¹)	Refs.
Physical Activation	Palm shell	CO ₂	984	0.76	-	-	51
	Almond shell	Steam	1234	0.90	0.36	-	52
	Coconut shell	Steam	1054	0.517	0.092	0.019	53
	Date stone	CO ₂	604	0.34	0.29	-	22
	Date palm branches	Steam	560	0.292	0.259	0.068	54
	Date palm leaves	Steam	525	0.309	0.199	0.089	54
	Raw Date Frond	CO ₂	1094	0.438	-	-	55
	Tea Fruit Peel	H ₃ PO ₄	1024	0.746	0.285	0.463	31
	Pomegranate seeds	ZnCl ₂	978	0.563	0.283	0.280	16
Chemical Activation	Palm kernel shell	KOH	217	0.12	0.11	-	56
	Date stone	ZnCl ₂	951	0.456	0.355	-	57
	Date palm stem	H ₃ PO ₄	1100	1.15	-	-	58
	Grape stalk	ZnCl ₂	1411	0.723	-	-	32
	Raw Date Frond	KOH	250	0.082	-	-	6
Chemical Activation	Raw Date Frond	ZnCl ₂	1581	0.629	0.019	0.610	Current Paper

EDX Analysis

The elemental composition of RDF and AC60 was carried out by Energy Dispersive X-ray (EDX) analysis. The elemental analysis of RDF and AC60 prepared at optimal concentration of 60 % ZnCl₂ are shown in Table-3. The carbon, oxygen and some other elements contents were determined.

Carbon and Oxygen contents are the major and mainly observed elements in both samples. The carbon content in AC60 is 95.03%, which is greater than the RDF 59.17% and Oxygen percentage in RDF 34.66%, which is greater than AC60 2.19%. The high Carbon% and low Oxygen % in AC60 are attributed to the volatilization of Oxygen and Hydrogen atoms.

Table-3: Elemental Analysis of (RDF) and AC60.

Elements (%)	RDF	AC60
Carbon (%)	59.17	95.03
Oxygen (%)	34.66	2.19
Others (%)	6.17	2.78
Total	100	100

Conclusion

The ACs were prepared from RDF biomass at different ZnCl₂ concentrations (i.e. 20%, 40%, 60% and 80%). The 60% ZnCl₂ is the optimum concentration at which the highest BET surface area 1581 m²g⁻¹, pore volume 0.629 cm³g⁻¹ and mesopore volume 0.610 cm³g⁻¹ were obtained. The ACs prepared from RDF at low carbonization temperature and with high surface area can be used as an adsorbent for purification of industrial wastewater, removal of gases and other hazardous compounds. The use of RDFs for the production of ACs is significant from economic and environmental perspectives as these are abundantly available.

Acknowledgment

This Research was supported by King Saud University, Deanship of Scientific Research, College of Science Research Center.

References

- H. Saygili, F. Guzel and Y. Onal, Conversion of Grape Industrial Processing Waste to Activated Carbon Sorbent and its Performance in Cationic and Anionic Dyes Adsorption, *J. Clean Prod.*, **93**, 84 (2015).
- P. Sugumaran, V. P. Susan, P. Ravichandran and S. Seshadri, Production and Characterization of Activated Carbon from Banana Empty Fruit Bunch and Delonix regia Fruit Pod, *J. Sustain. Energy. Environ.*, **3**, 125 (2012).
- Z. Hu and M. P. Srinivasan, Preparation of High-Surface-Area Activated Carbons from Coconut Shell, *Micropor. Mesopor. Mat.*, **27**, 11 (1999).
- K. Nakagawa, S. R. Mukai, T. Suzuki and H. Tamon, Gas Adsorption on Activated Carbons from PET Mixtures with a Metal Salt, *Carbon.*, **41**, 823 (2003).
- P. T. Williams and A. R. Reed, Development of Activated Carbon Pore Structure via Physical and Chemical Activation of Biomass Fibre Waste, *Biomass Bioenerg.*, **30**, 144 (2006).
- A. Ahmad, H. M. Al-Swaidan and A. H. Alghamdi, Activated Carbon Preparation and Characterization from Date Fronds Biomass by Chemical Activation, *Asian J. Chem.*, **26**, 7833 (2014).
- I. I. Gurten, M. Ozmak, E. Yagmur and Z. Aktas, Preparation and Characterisation of Activated Carbon from Waste Tea Using K₂CO₃, *Biomass Bioenerg.*, **37**, 73 (2012).
- C. A. Basar, Applicability of the various Adsorption Models of Three Dyes Adsorption onto activated Carbon Prepared Waste Apricot, *J. Hazard. Mater.*, **135**, 232 (2006).
- W. Li, J. Peng, L. Zhang, K. Yang, H. Xia, S. Zhang and S. H. Guo, Preparation of Activated Carbon from Coconut Shell Chars in Pilot-Scale Microwave Heating Equipment at 60 kW, *Waste Manage.*, **29**, 756 (2009).
- I. A. W. Tan, A. L. Ahmad and B. H. Hameed, Optimization of Preparation Conditions for Activated Carbons from Coconut Husk using Response Surface Methodology, *Chem. Eng. J.*, **137**, 462 (2008).
- A. Arami-Niyaa, W. M. A. W. Dauda, F. S. Mjalli, F. Abnisaa and M. S. Shafeeyan, Production of Microporous Palm Shell Based Activated Carbon for Methane Adsorption: Modeling and Optimization using Response Surface Methodology, *Chem. Eng. Res. Des.*, **90**, 776 (2012).
- M. A. Nahil and P. T. Williams, Pore Characteristics of Activated Carbons from the Phosphoric Acid Chemical Activation of Cotton Stalks, *Biomass Bioenerg.*, **37**, 142 (2012).
- K. Nuithitikul, S. Srikhun and S. Hirunpraditkoon, Influences of pyrolysis condition and acid treatment on properties of durian peel-based activated carbon, *Bioresour. Technol.*, **101**, 426 (2010).
- A. Cheenmatchaya and S. Kungwankunakorn, Preparation of Activated Carbon Derived from Rice Husk by Simple Carbonization and Chemical Activation for Using as Gasoline Adsorbent, *Int. J. Environ. Sci. Devp.*, **5**, 171 (2014).
- K. Y. Foo and B. H. Hameed, Potential of Jackfruit Peel as Precursor for Activated Carbon Prepared by Microwave Induced NaOH Activation, *Bioresour. Technol.*, **112**, 143 (2012).
- S. Ucar, M. Erdem, T. Tay and S. Karagoz, Preparation and Characterization of Activated Carbon Produced from Pomegranate Seeds by ZnCl₂ Activation, *Appl. Surf. Sci.*, **255**, 8890 (2009).
- M. Carrier, A. G. Hardie, U. Uras, J. Gorgens and J. H. Knoetz, Production of Char from Vacuum Pyrolysis of South-African Sugar Cane Bagasse and its Characterization as Activated

- Carbon and Biochar, *J. Anal. Appl. Pyrolysis.*, **96**, 24 (2012).
18. M. Dogan, H. Abak and M. Alkan, Adsorption of Methylene Blue onto Hazelnut Shell: Kinetics, Mechanism and Activation Parameters, *J. Hazard. Mater.*, **164**, 172 (2009).
 19. J. M. V. Nabais, C. E. C. Laginhas, P. J. M. Carrott and M. M. L. R. Carrott, Production of Activated Carbons from Almond Shell, *Fuel Process. Technol.*, **92**, 234 (2011).
 20. M. Danish, R. Hashim, M. N. M. Ibrahim, M. Rafatullah and O. Sulaiman, Surface Characterization and Comparative Adsorption Properties of Cr(VI) on Pyrolysed Adsorbents of *Acacia mangium* Wood and *Phoenix dactylifera* L. Stone Carbon, *J. Anal. Appl. Pyrolysis.*, **97**, 19 (2012).
 21. R. Yavuz, H. Akyildiz, N. Karatepe and E. Çetinkaya, Influence of Preparation Conditions on Porous Structures of Olive Stone Activated by H₃PO₄, *Fuel Process. Technol.*, **91**, 80 (2010).
 22. M. L. Sekirifa, M. Hadj-Mahammed, S. Pallier, L. Baameur, D. Richard and A. H. Al-Dujaili, Preparation and Characterization of an Activated Carbon from a Date Stones Variety by Physical Activation with Carbon Dioxide, *J. Anal. Appl. Pyrolysis.*, **99**, 155 (2013).
 23. R. Xie, H. Wang, Y. Chen and W. Jiang, Walnut Shell-Based Activated Carbon with Excellent Copper (II) Adsorption and Lower Chromium (VI) Removal Prepared by Acid-Base Modification, *Environ. Prog. Sustain. Energy.*, **32**, 688 (2013).
 24. A. N. A. El-Hendawy, S. E. Samra and B. S. Girgis, Adsorption Characteristics of Activated Carbons Obtained from Corncobs, *Colloids Surf., A.*, **180**, 209 (2001).
 25. W. Tongpoothorn, M. Sriuttha, P. Homchan, S. Chanthai and C. Ruangviriyachai, Preparation of Activated Carbon Derived from *Jatropha curcas* Fruit Shell by Simple Thermo-Chemical Activation and Characterization of their Physico-Chemical Properties, *Chem. Eng. Res. Des.*, **89**, 335 (2011).
 26. T. Budinova, E. Ekinici, F. Yardim, A. Grimm, E. Björnbom, V. Minkova and M. Goranova, Characterization and Application of Activated Carbon Produced by H₃PO₄ and Water Vapor Activation, *Fuel Process. Technol.*, **87**, 899 (2006).
 27. D. Prahas, Y. Kartika, N. Indraswati and S. Ismadji, Activated Carbon from Jackfruit Peel Waste by H₃PO₄ Chemical Activation: Pore Structure and Surface Chemistry Characterization, *Chem. Eng. J.*, **140**, 32 (2008).
 28. A. Ahmadpour and D. D. Do, The Preparation of Active Carbons from Coal by Chemical and Physical Activation, *Carbon.*, **34**, 471 (1996).
 29. J. Acharya, J. N. Sahu, B. K. Sahoo, C. R. Mohanty and B. C. Meikap, Removal of Chromium(VI) from Wastewater by Activated Carbon Developed from Tamarind Wood Activated with Zinc Chloride, *Chem. Eng. J.*, **150**, 25 (2009).
 30. A. N. A. El-Hendawy, A. J. Alexander, R. J. Andrews and G. Forrest, Effects of Activation Schemes on Porous, Surface and Thermal Properties of Activated Carbons Prepared from Cotton Stalks, *J. Anal. Appl. Pyrolysis.*, **82**, 272 (2008).
 31. J. Gao, D. Kong, Y. Wang, J. Wu, S. Sun and P. Xu, Production of Mesoporous Activated Carbon from Tea Fruit Peel Residues and Its Evaluation of Methylene Blue Removal from Aqueous Solutions, *BioResources.*, **8**, 2145 (2013).
 32. I. Ozdemir, M. Şahin, R. Orhan and M. Erdem, Preparation and Characterization of Activated Carbon from Grape Stalk by Zinc Chloride Activation, *Fuel Process. Technol.*, **125**, 200 (2014).
 33. N. Ferrera-Lorenzo, E. Fuente, I. Suárez-Ruiz and B. Ruiz, KOH Activated Carbon from Conventional and Microwave Heating System of a Macroalgae Waste from the Agar-Agar Industry, *Fuel Process. Technol.*, **121**, 25 (2014).
 34. O. Gercel, A. Ozcan, A. S. Ozcan and H. F. Gercel, Preparation of Activated Carbon from a Renewable Bio-Plant of *Euphorbia Rigida* by H₂SO₄ Activation and its Adsorption Behavior in Aqueous Solutions, *Appl. Surf. Sci.*, **253**, 4843 (2007).
 35. P. Alvarez, C. Blanco and M. Granda, The Adsorption of Chromium (VI) from Industrial Wastewater by Acid and Base-Activated Lignocellulosic Residues, *J. Hazard. Mater.*, **144**, 400 (2007).
 36. R. Sivaraj, V. Rajendran and G. S. Gunalan, Preparation and Characterization of Activated Carbons from Parthenium Biomass by Physical and Chemical Activation Techniques, *E-J. Chem.*, **7**, 1314 (2010).
 37. Y. Gao, Q. Yue, B. Gao, Y. Sun, W. Wang, Q. Li and Y. Wang, Comparisons of Porous, Surface Chemistry and Adsorption Properties of Carbon Derived from *Enteromorpha prolifera* activated by H₄P₂O₇ and KOH, *Chem. Eng. J.*, **232**, 582 (2013).
 38. A. C. Martins, O. Pezoti, A. L. Cazetta, K. C. Bedin, D. A. S. Yamazaki, G. F. G. Bandoch, T.

- Asefa, J. V. Visentainer, and V. C. Almeida, Removal of Tetracycline by NaOH-Activated Carbon Produced from Macadamia Nut Shells: Kinetic and Equilibrium Studies, *Chem. Eng. J.*, **260**, 291 (2015).
39. H. R. Pouretedal and N. Sadegh, Effective Removal Of Amoxicillin, Cephalexin, Tetracycline And Penicillin G From Aqueous Solutions Using Activated Carbon Nano Particles Prepared From Vine Wood, *J. Water Process Eng.*, **1**, 64 (2014).
40. I. Okman, S. Karagöz, T. Tay and M. Erdem, Activated Carbons from Grape Seeds by Chemical Activation with Potassium Carbonate and Potassium Hydroxide, *Appl. Surf. Sci.*, **293**, 138 (2014).
41. G. Moussavi, A. Alahabadi, K. Yaghmaeian and M. Eskandari, Preparation, Characterization and Adsorption Potential of the NH₄Cl-Induced Activated Carbon for the Removal of Amoxicillin Antibiotic from water, *Chem. Eng. J.*, **217**, 119 (2013).
42. K. Hussaro, Preparation of Activated Carbon from Palm Oil Shell by Chemical Activation with Na₂CO₃ and ZnCl₂ as Impregnated Agents for H₂S Adsorption, *Am. J. Environ. Sci.*, **10**, 336 (2014).
43. M. J. Ahmed and S. K. Theydan, Adsorptive Removal of *p*-nitrophenol on Microporous Activated Carbon by FeCl₃ Activation: Equilibrium and Kinetics Studies, *Desalin. Water Treat.*, **1** (2014).
44. M. C. Ncibi, R. Ranguin, M. J. Pintor, V. J. Rose, M. Sillanpää and S. Gaspard, Preparation and Characterization of Chemically Activated Carbons Derived from Mediterranean Posidonia Oceanica (L.) Fibres, *J. Anal. Appl. Pyrolysis.*, **109**, 205 (2014).
45. Y. A. S. Alhamed and M. I. Abdulsalam, Activated Carbon from Palm Tree Branches, *Proceedings of the 4th Saudi Engineering Conference.*, **5**, 51 (1995).
46. R. S. Al-Juruf, Biological Degradation of Date-Palm Fronds used in Construction, *Proceeding of the 6th Saudi Engineering Conference KFUPM.*, **3**, 217 (2002).
47. A. R. Yacob and H. M. Al-Swaidan, Phosphoric Acid Effect on Prepared Activated Carbon from Saudi Arabia's Date Frond Waste, *Appl. Mech. Mat.*, **110**, 2124 (2012).
48. A. Kumar, L. Wang, Y. A. Dzenis, D. D. Jones and M. A. Hana, Thermogravimetric Characterization of Corn Stover as Gasification and Pyrolysis Feedstock, *Biomass Bioenerg.*, **32**, 460 (2008).
49. H. Yang, R. Yan, H. Chen, D. Ho Lee and C. Zheng, Characteristics of Hemicellulose, Cellulose and Lignin Pyrolysis, *Fuel.*, **86**, 1781 (2007).
50. D. Kalderis, S. Bethanis, P. Paraskeva and E. Diamadopoulos, Production of Activated Carbon from Bagasse and Rice Husk by a Single-Stage Chemical Activation Method at Low Retention Times, *Bioresour. Technol.*, **99**, 6809 (2008).
51. S. Sumathi, S. Bhatia, K. T. Lee and A. R. Mohamed, Optimization of Microporous Palm Shell Activated Carbon Production for Flue Gas Desulphurization: Experimental and Statistical Studies, *Bioresour. Technol.*, **100**, 1614 (2009).
52. M. C. M. Perez, M. A. L. Rodenas, A. B. Lopez C. S. M. de Lecea and A. L. Solano, SO₂ Retention on CaO/Activated Carbon Sorbents. Part II: Effect of the Activated Carbon Support, *Fuel.*, **87**, 2544 (2008).
53. H. H. Tseng and M. Y. Wey, Study of SO₂ Adsorption and Thermal Regeneration Over Activated Carbon-Supported Copper Oxide Catalysts, *Carbon.*, **42**, 2269 (2004).
54. M. N. Alaya, B. S. Girgis and W. E. Mourad, Activated Carbon from Some Agricultural Wastes Under Action of One-Step Steam Pyrolysis, *J. Porous Mater.*, **7**, 509 (2000).
55. M. Shoaib and H. M. Al-Swaidan, Effect of CO₂ Flow Rate on the Synthesis of Sliced Activated Carbon from Date Palm Tree Fronds (Agro Waste) by Physical Activation, *Asian J. Chem.*, **26**, 7025 (2014).
56. S. E. Abechi, C. E. Gimba, A. Uzairu and Y. A. Dallatu, Preparation and Characterization of Activated Carbon from Palm Kernel Shell by Chemical Activation, *Res. J. Chem. Sci.*, **3**, 54 (2013).
57. Y. A. Alhamed, Adsorption Kinetics and Performance of Packed Bed Adsorber for Phenol Removal Using Activated Carbon From Dates' Stones, *J. Hazard. Mater.*, **170**, 763 (2009).
58. B. Jibril, O. Houache, R. Al-Maamari and B. Al-Rashidi, Effects of H₃PO₄ and KOH in Carbonization of Lignocellulosic Material, *J. Anal. Appl. Pyrolysis.*, **83**, 151 (2008).